


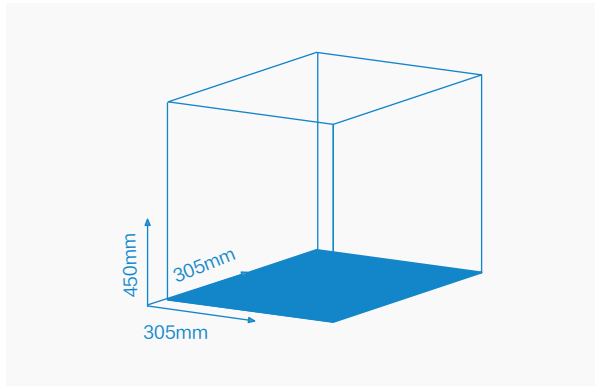
# EP-M300

High Productivity Metal AM Machine  
Metal Powder Bed Fusion



# EP-M300

With a building chamber size of 305x305x450mm<sup>3</sup>, EPLUS 3D introduces EP-M300 to the successful line of MPBF™ metal AM solutions. The new EP-M300 is a marvelous metal printer that makes the production of reliable and high quality large metallic parts viable on industrial scale without requiring any tools.



## « OPTIMIZED MECHANICAL DESIGN

- Big building chamber , single or dual laser optional
- User friendly, dual filter systems, high security
- Various of performance recoating blades available

## » OPEN SYSTEM

- Open parameters for editing laser power, scan speed, scan direction, up and down facing surfaces , etc.
- Open system ensures free choice among a wide range of metal powders in the market.
- Various material parameter packages available.  
Process software supports SLC and CLI formats.




## » HIGH QUALITY

- High density and less deviation of the printed parts.
- The optimized gas flow design ensures efficient removal of smoke and splatter as well as achievement of uniform and consistent full size printing.
- Dynamic software with ability to divide the model into different sections like upper and lower surfaces, core areas and small areas etc.



## « RELIABLE & HIGH SAFETY

- Excellent core optic components from world-class suppliers and mature process control parameter algorithm provides highest part quality.
- High quality uniform part printing due to excellent control over building environment and components.
- Double locking from mechanical lock to improve safety.
- Alarming when the access door is open abnormally, to ensure the safety of use.
- Two-glove structure of the access door makes it possible to operate without opening the door.



## » HIGH EFFICIENCY

- Build chamber size (XxYxZ) is up to 305x305x450mm<sup>3</sup>
- Printing with increased layer thickness can be realized to improve production capacity.
- With in-house developed processing software (EP-Hatch), optimized scanning strategies can be achieved yielding reduced print duration.



## « COST-EFFECTIVE & EASY OPERATION

- Blowback enabled coarse and fine gas-filtration system with 1000 hours.
- Highly user friendly software interface and one-click printing technology makes printing super simplified.
- Reduced gas consumption during printing  $\leq 6$  L/min helps reducing operation cost.

# EP-M300

## PARAMETER

Machine Model	EP-M300
Build Chamber (XxYxZ)	305x305x450mm <sup>3</sup>
Optical System	Fiber Laser, 500W/1000W (single or dual-laser optional)
Spot Size	90-130 μ m
Max Scan Speed	8m/s
Layer Thickness	20-120 μ m
Building Speed	Single laser : 15~35cm <sup>3</sup> /h   Dual laser : 25~63cm <sup>3</sup> /h
Material	Titanium Alloy, Aluminium Alloy, Nickel Alloy, Maraging Steel, Stainless Steel, Cobalt Chrome, Copper Alloy, etc.
Power Supply	380V, 3P/N/PE, 50 / 60Hz, 25kW, 65A
Gas Supply	Ar/N <sub>2</sub>
Forming chamber oxygen content	≤100ppm
Dimension (WxDxH)	2990*1320*2590mm <sup>3</sup>
Weight	2900kg
Software	EP-Hatch , EP Control
Input Data Format	STL file or other convertible format

( 1 ) Building speed depends on the process parameter, material and laser etc.

EPLUS 3D reserves the right to explain any alteration of the specifications and pictures.